

REVISION HISTORY			
REV	DATE	BY	DESCRIPTION
F	27SEPT2012	ZNP/WJB	PRN:P2012-1303

NOTES:

A. CABLE
 UL 2464 [24AWG(7/0.20 TC)*5C]*1C,
 UNSHIELDED, -30 TO 105°C
 BLACK PVC JACKET

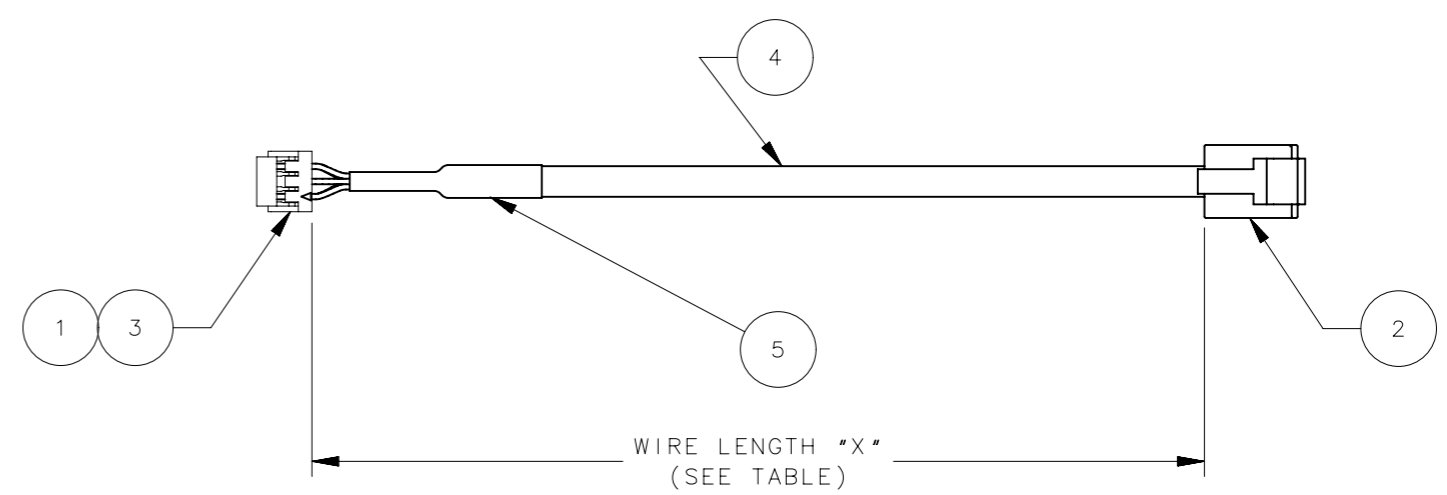
B. WIRE DESIGNATION TABLE

WIRE COLOR	P1	P2
BLACK	1	1
BROWN	2	2
RED	4	4
ORANGE	5	5
YELLOW	6	6
NOT USED	3	3

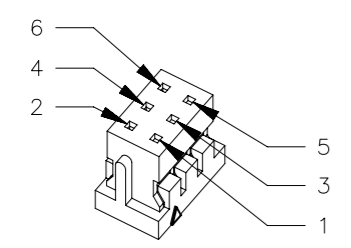
C. MATERIALS COMPLY WITH RoHS DIRECTIVE.

D. ALL TERMINATIONS TO BE IN ACCORDANCE WITH MANUFACTURER'S SPECIFICATIONS.

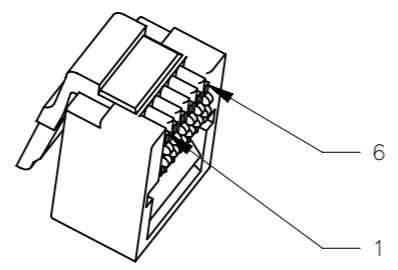
E. COIL AND BAG FINISHED ASSEMBLY IN SEALED POLYPROPYLENE BAG.



WIRE LENGTH TABLE	
"X" LENGTH (mm)	
A	300
B	460
1	1000
2	2000
3	3000
4	4000
5	5000



P1 PIN DESIGNATION
(2:1 SCALED VIEW)



P2 PIN DESIGNATION
(2:1 SCALED VIEW)

NO.	COMPONENT	QTY	PART NO.	SPECIFICATIONS
5	HEAT SHRINKABLE TUBING	1	-	BLACK
4	CABLE	-	-	SEE NOTE A
3	CONTACT (P1)	5	HIROSE: DF11-2428SC OR DF11-2428SCF (OR APPROVED EQUIVALENT)	-
2	CONNECTOR (P2)	1	MOLEX: 90075-0031 (OR APPROVED EQUIVALENT)	-
1	CONNECTOR (P1)	1	HIROSE: DF11-6DS-2C (OR APPROVED EQUIVALENT)	-
-	ASSEMBLY	1	EA-W01-X00-51	-

THIRD ANGLE PROJECTION				
MILLIMETERS [IN]				
TOLERANCES UNLESS OTHERWISE NOTED		DESCRIPTION		
SURFACE AREA XXXXXmm ²		WIRE HARNESS		
VOLUME XXXXXmm ³				
PROPRIETARY ITEM				
EXCEPT FOR USES EXPRESSLY GRANTED IN WRITING, INFORMATION DISCLOSED HEREON IS CONFIDENTIAL AND ALL RIGHTS, PATENT AND OTHERWISE, ARE RESERVED BY SOUTHCO, INC.				
PER ASME Y14.5M-1994		SIZE A3	SYSTEM NX	DWG NO. J-EA-W01-X00-51
DRAWN BY ACH		DATE 06AUG2010	SCALE 1:1	SHEET 1 OF 1